

ONLINE APPLICATION GUIDE



Step 1 – Personal Details

Indicate if you are applying outside of Australia or within Australia

Provide your personal detail. Items marked with * are required

Name should be identical to the name on your passport

If you don't have a USI, please leave blank

You can save your application at any time by clicking on "Save & Exit". This option is available at the bottom of each stage of the application. Remember to take note of your application ID number so that you can retrieve your application.

Please provide your current address details. Should your current address not have a state, please just repeat your country name

Student Online Application Step:1

Are you ?

☒ Overseas Student (Offshore) ☐ Overseas Student in Australia (Onshore)

Personal Information

Full name: Mr First name * Middle name Family name *

Nickname:

Date of birth: 12/11/2002 * Gender: ☒ Male ☐ Female ☐ Other/Not specified

Birthplace: City of birth * Email: *

Country of birth: --Please select country-- * Nationality: --Please select nationality-- *

Passport No: * Expiry date: 12/11/2018 *

Visa Status: Student Visa Visa Number:

Visa Expiry Date:

USI: Unique Student Identifier

Do you have your USI number available now?: Enter your valid USI here [What is USI?](#) [Steps to Create your own USI](#)

You can leave this field blank if you don't have the USI or can't recall at this stage.

Current Street Address

Country: --Please select country-- *

Building/property name:

Flat/unit details:

Street number (e.g. 205 or Lot 118): *

Street name: *

City/Town/Suburb: *

State: *

Postcode: *

Home phone:

Work phone:

Mobile phone: *

☐ Do you have a Postal Address? ☐ Do you have an Overseas/Permanent Address?

ONLINE APPLICATION GUIDE



Step 2 – Education and Background

If you declare that you have completed an English test, please upload evidence of test result at the final step of application

English tests will only be accepted if they have been completed within 2 years from the start of the course. For more information please refer to the [ALG English Proficiency Factsheet](#)

Student Online Application Step:2

Language and cultural diversity:

Are you of Australian Aboriginal or Torres Strait Islander origin?

(For persons of both Australian Aboriginal and Torres Strait Islander origin, select the last item.)

Is English your main language? ☐ Yes ☒ No

If No, what is your main language?

Was English the language of instruction in previous secondary or tertiary studies? ☐ Yes ☒ No

Have you completed a test of English Language Proficiency? ☐ Yes ☒ No

Schooling:

What is your highest COMPLETED school level?

Are you still attending secondary school? ☐ Yes ☒ No

☐ I would like to add Previous Qualifications Achieved

Employment:

Which BEST describes your current employment status?

Industry of Employment

Occupation Identifier

☐ I would like to add my Employment History

Other Details

1. List any education or training you have completed that is related to the courses you are applying to study (Name of Education Provider, Type and Name of Qualification, Dates Attended, Area of Study): Your Answer

2. Describe your skills and previous work experience as it relates to the courses you are applying to study. This may include experience as a participant, volunteer or employee: Your Answer

3. Estimate the amount of time you spent undertaking activities, relating to the course you are applying for, over the last 3 years. Please explain your answer.: Your Answer

Please ensure you include brief information about your experience relating to the course you are applying for

Step 3 – Course Selection

Before selecting your course, please select the **campus** you would like to study at and the **year** you would like to start in.

Select your **course** here.
Trouble finding our specialisation courses?
SIS50115-FIT:Diploma of Sport & Recreation Management – Fitness Program
SIS50115-GEN: Diploma of Sport & Recreation Management – General Program

Search and apply course

Enrolment Details

Which Campus?

Intake year:

Select course:

Preferred study period (start-finish):

Payment Option:

Payment Set:

Study Reason:

Status: New Application Request

Application Request:

Are you applying for advanced standing/ credit? ☒ No ☐ Yes

Other Details

Timetable Preference Yoga Teaching: ☒

Choose your timetable preference. Make sure you have selected the right campus.

Choose your payment option – “Pay By Term” or “Pay By Month”. The payment set will automatically update.

Choose your preferred study period. If you enrol into more than one course, make sure to note the end of your course in order to choose the start date of your next course correctly.

Once you are happy with your course choice, click “Add New Course”.

If you would like to add another course, repeat the above steps. After selecting all of your courses, click “Go Next”.

ONLINE APPLICATION GUIDE

Step 4 – Additional Information

Student Online Application Step:4

How did you hear about us?

How did you first hear about us? --How did you first hear about us?-- Required!

Please provide more details: --Please provide more details-- Required!

Request Additional Service

OSHHC is required for the total duration of your studies. There are various Health Insurance Providers available in Australia from

Disability

Do you consider yourself to have a disability, impairment or long-term condition? ☐ YES ☒ NO ☐ Not Stated/Prefer Not to Say

Emergency Contact

Contact Person: *

Contact type: Emergency

Relationship: *

Address: *

Phone: *

Email: *

Add your emergency contact details. You are required to complete all fields in this section.

Other Application Details

Agent Consultant Name: ☐ e.g. Anita Smith * Required!

Education Agency: ☐ e.g. Agent 123 - Sydney * Required!

Education Agency Branch/City: ☐ e.g. Sydney * Required!

Education Agent Email Contact: ☐ No Agent * Required!

Indicate if you plan to study English first and require a conditional letter of offer: ☐ -- Select item -- * Required!

Please indicate if you require assistance in obtaining proof of English proficiency: ☐ -- Select item -- * Required!

Where will you be when you lodge your student visa application?: ☐ -- Select item -- *

Required!

Save & Exit

<< Go Back

Go Next >>

Please indicate if you have a disability, impairment or long-term condition. This information is essential to your potential learning experience.


Please complete these fields accurately. If you don't have an agent, please put "No Agent".


Please indicate "Yes" if you would like us to help you organise an English placement test

If you will be in Australia **at the time of lodgement**, select "Australia (onshore)". If you will be outside Australia **at the time of lodgement**, select "Outside of Australia (Offshore)".

Application Preview

This page allows you to check your application and make any changes.

 **Application Preview**

 Confirm

Personal Information

Application ID: 5913075078

Full name: Ms S F

Nickname:

Student type: Overseas Student in Australia

Gender: F

Date of birth: 13/11/2002

Country of birth: Australia

Nationality: Australian

Passport No. 123456


Expiry date: 13/11/2018

Visa type: Student Visa

Visa Number:

Email: admissions@alg.edu.au

Visa Expiry Date: Not Provided



Address List:

Current Street Address Address: ☒

Address: 13 Liberty St

Phone:

Bondi NSW

Australia, 2026

Mobile: 123456789

Language, Cultural Diversity, Schooling and Qualification History:


Language and Cultural Diversity

Are you of Australian Aboriginal or Torres Strait Islander origin? No

First language: Acerian

English was the language of instruction in No

previous secondary or tertiary studies?




Schooling


What is your highest COMPLETED school level? @@ -Not Specified

Are you still attending secondary school? No

Previous Education Qualification Achieved

 No Education Details

Employment

Which BEST describes your current employment status? No employment specified 

If all the details of the application are correct, please click on the "Confirm" icon.


If you need to make changes, click on the pencil icon in the relevant section.

Step 5 – Document Upload

Here you can upload all the supporting documents for your application. Please upload as many as possible to speed up your application process.

Final Student Online Application Step:5

Upload Document

 Your application is almost complete. In this step, you simply upload your relevant documents to us for approval. The mandatory to upload all the compulsory files.

Document List

Document Name	Compulsory	
Copy of Passport including Photo and Document ID	<input checked="" type="checkbox"/>	<input type="button" value="Choose File"/> No file chosen *
Confirmation of Enrolment from ALG Pathway Partner	<input type="checkbox"/>	<input type="button" value="Choose File"/> No file chosen
Recognition of Prior Learning Form	<input type="checkbox"/>	<input type="button" value="Choose File"/> No file chosen
Recognition of Prior Learning Supporting Documents	<input type="checkbox"/>	<input type="button" value="Choose File"/> No file chosen
GTE Application Supplement	<input type="checkbox"/>	<input type="button" value="Choose File"/> No file chosen
Evidence of English Proficiency (required for non-native speakers)	<input type="checkbox"/>	<input type="button" value="Choose File"/> No file chosen

<< Go Back

Submit Application

It is compulsory to upload a copy of your valid passport.

If you have evidence of English proficiency, that is less than 2 years old from the start of your course, please upload it here.